



**HOLMES &  
PARTNERS** LTD  
IMMIGRATION CONSULTANTS

# UK Child Student & Student Route

# Agenda



Who needs a Child  
Student Visa



Who do not need a  
Child Student Visa



The application process



Costs



How we can help

# Who needs a Child Student Visa

# You will need to apply for a Child Student Visa if:

- Age between 4 – 17
- Have an unconditional offer (met the schools entry requirements)
- UK Independent, fee-paying school with an accredited Sponsor Licence
- Intend to study a course of at least 6 months

# Who do not need a Child Student Visa

# You do not need to apply for a Child Student Visa if:

- Age 18+ (Student Visa)
- Course is less than 6 months (One or Two Terms) - Visitor status
  - Signed Parental Consent Letter by both biological parents
    - Evidence of sole custody
  - Copy of return flight details
  - E-gates
  - Invitation letter from school
- BUT, if the term is longer than 180 in total = Visa



What is the application process



## Apply

You must apply online for a Child Student visa.

Check which [documents you'll need to apply](#).

## Apply outside the UK

As part of your application, you'll need to prove your identity. How you do this depends on where you're from and what type of passport you have.

You'll either:

- have your fingerprints and photograph taken at a [visa application centre](#)
- use the 'UK Immigration: ID Check' app to scan your identity document (you'll also create or sign into your UK Visas and Immigration account)

You'll be told what you need to do when you apply.

Once you've started your application, you can save your form and complete it later.

**Start now >**

## Part of

[Study in the UK on a Child Student visa](#)

▼ Show all steps

### 1 Check if this visa is right for you

▼ Show

### 2 Prepare the evidence you need

▼ Show

### 3 Apply from outside the UK

▲ Hide

[Apply from outside the UK](#) – £348

You'll need to prove your identity as part of your application.

You'll usually get a decision within 3 weeks.

[Find out if you can pay more to get a](#)

## Cookies on UK Visas and Immigration services

We use some essential cookies to make this service work.

We would like to use analytics cookies so we can understand how you use this service and make improvements.

Accept analytics cookies

Reject analytics cookies

[View cookies](#)



BETA

This is a new service.

## Where are you planning to live?

☐

England, Scotland, Wales or Northern Ireland

☐

Jersey, Guernsey or the Isle of Man

Continue

**BETA**

This is a new service.

[< Back](#)

## Do you have a current EU, EEA or Swiss passport?

The EEA includes the EU countries and Iceland, Liechtenstein and Norway

☒

Yes

☐

No

Continue

**BETA**

This is a new service.

[< Back](#)

## Confirm your identity

You will need a passport with a biometric chip.

### Scan your passport and upload a photo of yourself

To confirm your identity, you will use the free UK Immigration: ID Check app to scan your passport with a biometric chip and upload a photo of yourself.

If you are applying for someone else, the applicant needs to confirm their identity - you can help them use the app.

### If you cannot use the app to confirm your identity

You will need to go to a visa application centre after you apply instead. Visa application centres are not available in all countries.

**Continue**

**BETA**

This is a new service.

< [Back](#)

## Does your passport have a biometric chip?

If your passport has a biometric chip, it will have this symbol:



Yes



No

Continue

**BETA**

This is a new service.

[< Back](#)

## Check you can use the app

You can use the app on:

- an iPhone 7 or newer models
- an Android phone with near-field communication (NFC)

Check the phone's settings to see if it has NFC. The phone has NFC if you can use it to make contactless payments.

### If you do not have a phone

Ask a friend or family member if you can use their phone. No information is stored on the app or phone after you close it.

You do not have to apply on the phone - you can do the rest of your application on your computer or another device.

We will send your decision letter by email – this can be your email or someone else's. You do not use your decision letter to prove your status.

**Continue**

# Create a UK Visas and Immigration account

To use this service, you need to create an account.

Once you have an account, you can use it to confirm your identity, apply and use other Home Office services.

## What you need

You will need your:

- date of birth
- passport
- email address
- phone number

If you need to give someone application access so they can apply for you, you also need their email address and phone number.

## Who can create an account

You can create an account for yourself or someone else in some cases - for example, your young child.

Create an account

**BETA**

This is a new service – your [feedback](#) will help us to improve it.

Create account

## Who are you creating this account for?

Each applicant needs a separate account, using their name, date of birth and identity document.

☐

Me

☐

Someone else

For example, you are a parent creating an account for your child, or you are helping someone with their immigration applications.

Continue

Need help? [Contact us](#)

[Cookies](#) [Privacy](#) [Accessibility statement](#)

**OG**

All content is available under the [Open Government Licence v3.0](#), except where otherwise stated



Create account

## What is your name?

Enter your name as it is written in your identity document. Use the English spelling if it is written in 2 languages.

If you do not have both a given name and surname, enter your name in the 'Surname' field.

### Given names

Your first and middle names

### Surname

Include all your surnames

Continue

Need help? [Contact us](#)

[Cookies](#) [Privacy](#) [Accessibility statement](#)

**OG**

All content is available under the [Open Government Licence v3.0](#), except where otherwise stated.

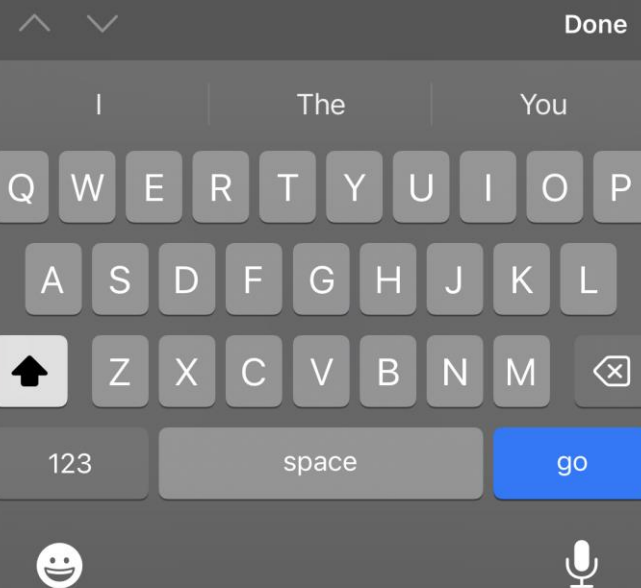
[confirm-your-identity.homeoffice.gov.uk](https://confirm-your-identity.homeoffice.gov.uk)

Create account

**What is your country of nationality?**

If you have more than one, use the nationality in the identity document you are going to apply with. Use the English spelling or the country code.

Continue

Need help? [Contact us](#) confirm-your-identity.homeoffice.gov.uk

Create account

## Enter your passport details

Your passport details will be linked to your account. Whenever you sign in to your account you will need to enter this passport number.

### Passport number

This can contain letters and numbers. For example, '120382978A'.

### Country of issue

This is usually shown on the first page of your passport, at the top. Use the English spelling or the country code.

### Does your passport have an expiry date?

☐

Yes

☐

No

Continue

Need help? [Contact us](#)



iPhone QR



# Android QR

uk immigration: id check



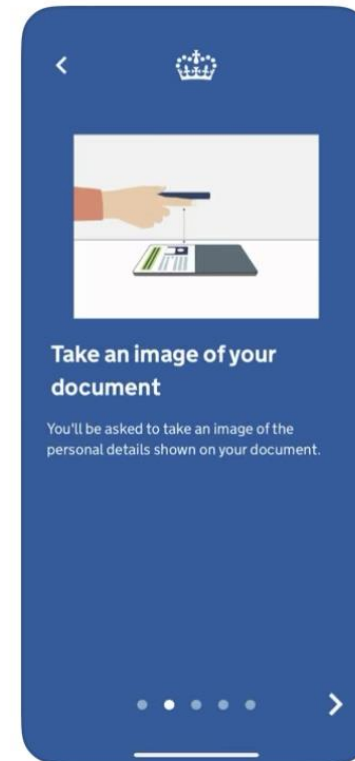
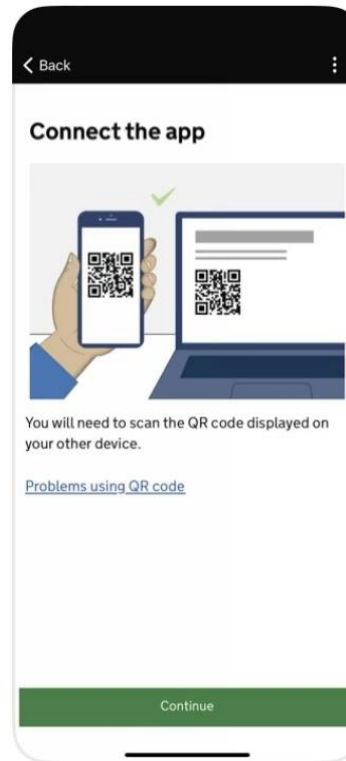
Cancel



## UK Immigration: ID Check

Utilities

★ ★ ★ ★ ★ 723



09:27

79



## UK Immigration: ID Check

Use this app to prove your identity as part  
of an application or when updating your  
details with the Home Office.

Continue

09:27

79

< Back



## How are you connecting the app?

QR code



Connection code



[I do not have a QR or connection code](#)

## Connect the app



You will need to scan the QR code displayed on your other device.

[Problems using QR code](#)

Continue

09:28

79

< Back



Your connection code

**YZCRFX**

**Enter this code on your other device.**

To connect the app, return to your other device and enter this code.

[Request a new code](#)

[Problems using connection code](#)

Sign in

## What identity document did you use when you created your account?

If you have updated your identity document since you applied, you must use the details of the updated document to sign in.

- ☒ Passport
- ☐ National identity card
- ☐ Biometric residence card or permit

Continue



**BETA**

This is a new service - your [feedback](#) will help us to improve it.

[< Back](#)

Sign in

## What is your passport number?

Passport number

For example, 120382978

Continue

If you do not have your passport number, contact [UK Visas and Immigration](#).



Sign in

## How do you want to receive a security code?

- ☐ Send a text message (SMS) to **+4917\*\*\*\*\*191**
- ☐ Send an email to **n\*\*\*\*\*l@icloud.com**

Helper

- ☐ Send a text message (SMS) to **079\*\*\*\*\*705**
- ☐ Send an email to **j\*\*\*\*\*n@holmespartners.co.uk**

Continue

### Problems signing in

If you no longer have access to your phone and email, [recover your account](#).

## Sign in

# Check your phone

We've sent you a single-use, 6-digit security code by text message (SMS) to:

**079\*\*\*\*\*705**

It may take a few minutes to arrive.

Security code

Continue

[Resend code](#)

### Problems signing in

If you cannot access this phone number, [use your email instead](#).

If you no longer have access to your phone and email, [recover your account](#).

## Cookies on UK Visas and Immigration services

We use some essential cookies to make this service work.

We would like to use analytics cookies so we can understand how you use this service and make improvements.

Accept analytics cookies

Reject analytics cookies

[View cookies](#)



[Sign out](#)

**BETA**

This is a new service.

## There is a problem with this service

Your error code is ADB\_999.

If you need help, [go to UK Visas and Immigration](#).

Back to application

## Your application

### Child Student

Unique application number (UAN): 3434-0349-4216-0645

**Application status:** Started on 25 February 2024

[Continue application](#)

---

If you no longer want to apply you can [delete this application](#).

### Choose a different application

Go to GOV.UK to and [apply for something else](#)

Need help? [Contact us](#)

## Your application

### Child Student

Unique application number (UAN): 3434-0349-4216-0645

**Application status:** Started on 25 February 2024

[Continue application](#)

---

If you no longer want to apply you can [delete this application](#).

### Choose a different application

Go to GOV.UK to and [apply for something else](#)

Need help? [Contact us](#)

## 1. Identity and contact

[Confirm your identity](#)

COMPLETED

[Immigration adviser details](#)

COMPLETED

[Contact preferences](#)

COMPLETED

[Other names and nationalities](#)

COMPLETED

## 2. Prepare application

[Your location](#)

COMPLETED

[Personal details](#)

COMPLETED

[Family and relationships](#)

COMPLETED

[Parents' and legal guardians' responsibilities](#)

COMPLETED

[Living arrangements](#)

COMPLETED

[Family in the UK](#)

COMPLETED

[Travel history](#)

COMPLETED

# Guardianship & Travel details

If you do not have a guardian in place, you can select 'no' and move the application on

Travel:

Provide the last 3 times travelled within the EU

Provide the last 5 times travelled to other countries outside of the EU

---

[Criminality](#)

COMPLETED

---

[Study details](#)

COMPLETED

---

[Account security questions](#)

---

Declaration

CANNOT START YET

---

### 3. Pay and submit application

---

Immigration health surcharge

CANNOT START YET

---

Application payment

CANNOT START YET

---

### 4. Provide evidence

---

Evidence upload

CANNOT START YET

## Confirmation of Acceptance for Studies Details

### Tier and Category

Tier and Category: Child Student

### CAS details

Sponsor licence number: 9BDZY07P2  
Sponsor name: [REDACTED]  
CAS Number: E4C1XC4L56M0HX  
CAS status: ASSIGNED  
Current CAS status date: 27/02/2024  
Date assigned: 27/02/2024  
Expiry date (use by): 28/08/2024  
Sponsorship withdrawn: N  
Sponsor note:  
Migrant application status:

### Student details

Family name: [REDACTED]  
Given name(s): [REDACTED]  
Other names:  
Date of birth: [REDACTED]  
Gender: Female  
Nationality: GERMANY  
Place of birth:  
Country of birth: GERMANY  
Passport number: [REDACTED]  
Sponsor's system unique ID for a student:  
UCAS ID number:

**Course details**

Application Number:	
Course title:	General Education Year 9 and GCSE Y10
Course ID:	
Course level:	KEY STAGE 3 AND RQF LEVEL 2
Secondary course level:	
Course start date:	15/04/2024
Course end date:	30/06/2025
Latest date a student can be accepted on to the course:	
Tick if the course is full time:	Y
Hours per week:	30.0
Tick if the course requires an Academic Technology Approval Scheme (ATAS) certificate:	N
Tick if the course requires a certificate from the Postgraduate Dean (for postgraduate doctor and dentist courses only):	N

**Main study address in the United Kingdom (mandatory for assignment)**

Address:	[REDACTED]
City or town:	[REDACTED]
County, area district or province:	[REDACTED]
Postcode:	[REDACTED]

**Evidence Provided****Other Evidence**

Evidence used to obtain offer:	The student has satisfied the school's entry requirements. Academic progression is not required as this is a child student application.
--------------------------------	---

not required as this is a child student application.

#### Accommodation and fees

Tick if you will be providing accommodation or leave blank if unknown: Y

Tick if the course fee for the first year includes accommodation or boarding costs: Y

Course fees charged for first year of the course (in pounds sterling):

Course fees paid to date (in pounds sterling):

Boarding or accommodation fees charged for the first year (in pounds sterling):

Accommodation fees paid to date (in pounds sterling):

Boarding fees paid to date (in pounds sterling):

Fees last updated:

#### Work placement details

Tick if the applicant is undertaking a work placement as part of the course: N

#### Partner institution details (if applicable)

#### Overseas institution details (if applicable)

---

[Criminality](#)

COMPLETED

---

[Study details](#)

COMPLETED

---

[Account security questions](#)

---

Declaration

CANNOT START YET

---

### 3. Pay and submit application

---

Immigration health surcharge

CANNOT START YET

---

Application payment

CANNOT START YET

---

### 4. Provide evidence

---

Evidence upload

CANNOT START YET



What is the costs?

- Immigration Health Surcharge Fee



Up to the first eight (8) months

£776.00

Over 8 months it is £1164.00 per year

1 year course = £1164.00

2 year course = £1,940.00

3 year course = £2,716.00

- Visa fee



£490.00

---

[Criminality](#)

COMPLETED

---

[Study details](#)

COMPLETED

---

[Account security questions](#)

---

Declaration

CANNOT START YET

---

### 3. Pay and submit application

---

Immigration health surcharge

CANNOT START YET

---

Application payment

CANNOT START YET

---

### 4. Provide evidence

---

Evidence upload

CANNOT START YET


# Evidence to upload

Birth certificate with a certified English translation

Signed parental consent letter – the school shall provide you with the letter



Possible issues you may come  
across

- 
- UK Immigration ID Check App
    - Multiple attempts to scan biometric chip
    - Logs out after a certain amount – wait 24 hours
    - Make sure the phone touch the cover of the passport




- Payments – IHS

- Do not accept all credit cards
- After the 5<sup>th</sup> attempt – blocks application
- Have to start again



What is next

- 
- Decision time can take up to 3 weeks or longer between June to September
  - Decision Email

## **Your application for Entry Clearance as a Child Student has been successful.**

You have been granted permission to enter and stay in the UK as a Child Student from 16 Mar 2024 until 30 Oct 2025.

This notice sets out all of the conditions of your permission so please read it carefully.

### **Your conditions**

The following are all the conditions of your permission to enter and stay in the UK as a Child Student.

## **Sharing information about your permission to stay in the UK (your immigration status)**

You can view and prove your immigration status online, via the 'view and prove your immigration status' service – <https://www.gov.uk/view-prove-immigration-status>. This online service provides a secure record and proof of your immigration status which is held digitally by the Home Office and which is available to you at all times. This service is made available to you instead of a Biometric Residence Permit.

Employers, landlords or other organisation may need to check your immigration status to see if you are allowed to work, rent property or access services. The online view and prove service can be used to share your immigration status information

- Not sending out decision email – another way to check is to try to log into: <https://www.gov.uk/view-prove-immigration-status>
  - You will need your child's passport and/or date of birth
  - If you are able to log into the above link, it means the visa was approved and you will be able to generate a share code



Home Office

## View and prove your immigration status

### Details you need to share

Share code


**S5Z 5R3 3AE**

This code is valid until 15 October 2023.

#### What to do next

- 1 Give this share code and your date of birth to the person you want to prove your status to.
- 2 To see your status, they must enter the share code and your date of birth at [www.gov.uk/check-immigration-status](https://www.gov.uk/check-immigration-status).
- 3 Contact them to make sure they have all the information they need.

To prove your status to someone else, you can re-use this code or create a new code - there is no limit to how many codes can be used at the same time.

- 
- Do not book flights
  - Do not enter as a visitor if you intend to study
  - Plenty of time to apply for a visa
  - Duration of stay - extend

# How we can help

- We provide a full end-to-end visa application service. We shall send you a step-by-step guide on how to complete the ID verification step and guide you through the process, if need be.
- We shall complete the rest of the form and advise on the payment section and upload the necessary evidence.
- We will answer all your questions throughout the process – there is no limit
- As the named immigration advisers on file, we can communicate with the UKVI on your behalf
- We have a direct email to assist with Immigration Health Surcharge refunds
- Our fee is £400



# Contact Details

- Email: [michelle@holmespartners.co.uk](mailto:michelle@holmespartners.co.uk)
- Telephone: +44113 524 6995
- Mobile: +447726671774
- Website: [www.holmes-partners.co.uk](http://www.holmes-partners.co.uk)
- <https://www.linkedin.com/in/michelle-holmes-22969053/>



**HOLMES &  
PARTNERS** LTD  
IMMIGRATION CONSULTANTS



# Other points to consider

- Financial evidence
- New passport
- ID checks can be completed in the UK for renewal/Extension visas
- Always check the spam folder